

# **PdfPrinter**

version: 0.90

Release date: 30 september 2002

copyright (c) 2001-2002 mBrain Software. All rights reserved.

Email: [info@mBrainSoftware.com](mailto:info@mBrainSoftware.com)

WWW: <http://www.mBrainSoftware.com/>

Pdfprinter uses the zlib compression library (<http://www.zlib.org/zlib/>) written by Jean-loup Gailly and Mark Adler.

## **What is PdfPrinter**

PdfPrinter is program to create PDF files. It is a printer driver, so if a program can print, you can create a PDF file with it.

## **Distributions**

There are two distributions of PdfPrinter, this one for Psion and compatibles, and a separate one for the Nokia 9200 Series Communicator.

There is currently no distribution of PdfPrinter that works on the Nokia 7650 or the upcoming SonyEricsson P800.

## **Compatibility**

PdfPrinter for Psion and compatibles is known to work on the Psion Series 5mx, the Ericsson MC 218, the Psion Revo and Revo Plus, the Series 7 and the Netbook, It should work too on the Psion Series 5mx Pro, the netPad and the Diamond Mako.

I would appreciate it if you tell me if Pdfprinter works (or not) on one of these devices.

PfPrinter for Psion and compatibles does NOT work on the Psion Series 5, the Oregon Scientific Osaris and the Geofox.

## **Installation**

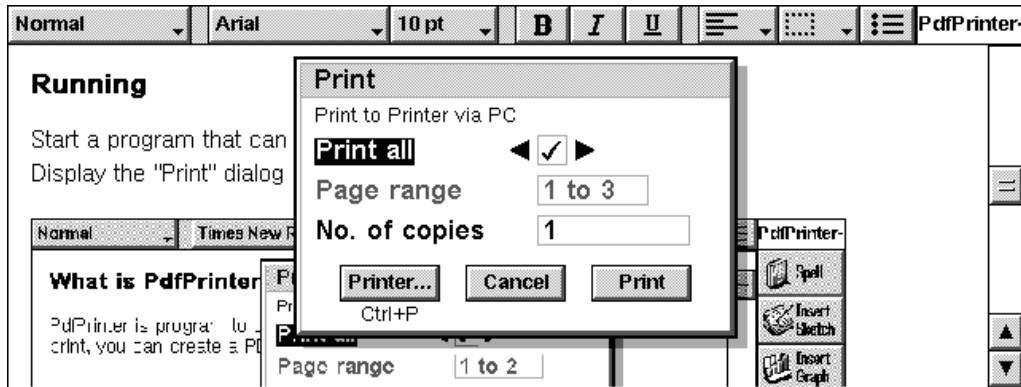
Install the PdfPrinter.sis file in the usual way. Check your manual if you are unsure how to install a program on your PDA.

The file PdfPrinter-readme.pdf is a quick-start guide to using PdfPrinter. Copy it to your PDA and run it by tapping twice on it.

## Running

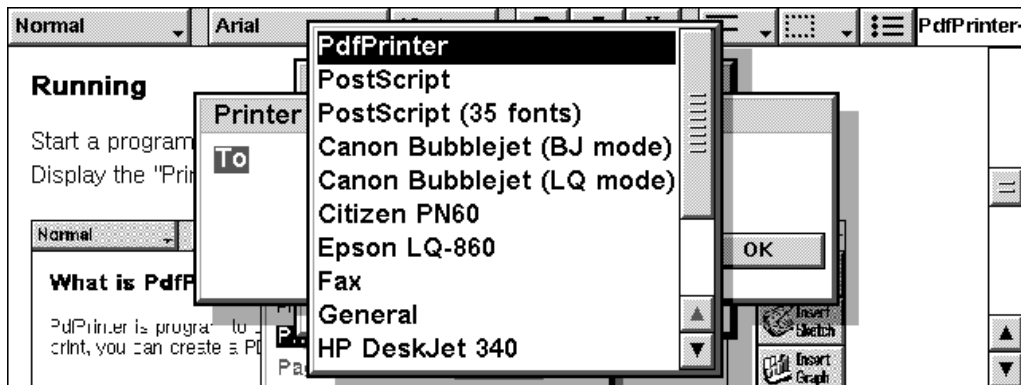
Start a program that can print, such as Word.

Display the "Print" dialog using Ctrl+P



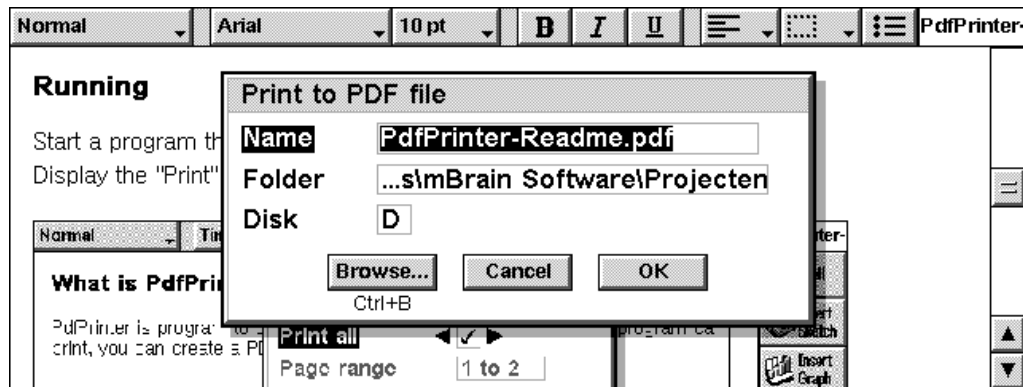
Display the "Printer setup" dialog by pressing the "Printer..." button.

Select the printer driver "PdfPrinter" and press "OK"



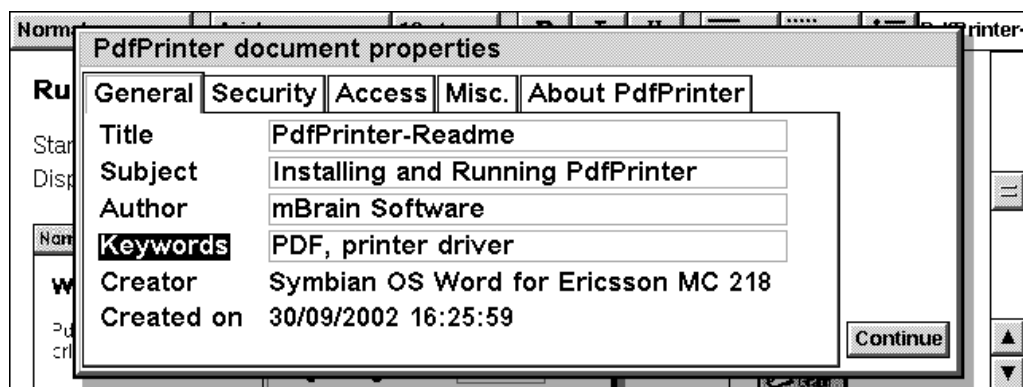
Press the "Print" button to start printing.

The "Print to PDF file" dialog that comes up next allows you to choose a filename for the PDF file. This name is derived from the name of the source file. You can choose another name if you want, store the file in a different folder, etc. Press "OK" to accept the file.

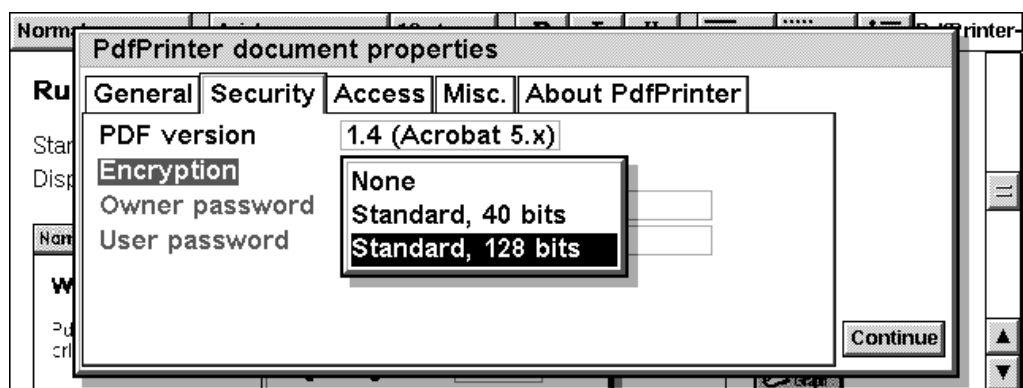


If the output PDF file already exists, you can choose a different name, or accept overwriting the existing file.

In the "PdfPrinter document properties" dialog you can enter a number of properties on the file, such as the title, the subject, the author and keywords. Pdfprinter derives the title of the document from the filename, but you can change this if you wish. You can view these properties using PDF file viewers.



It is also possible to set other properties such as encryption strenght, passwords, and access rights.



Press "Continue" to actually create the file.

The "Print progress" dialog is shown while the PDF file is created.

## **Contacting mBrain Software**

For any question about PdfPrinter, feel free to email [info@mBrainSoftware.com](mailto:info@mBrainSoftware.com)